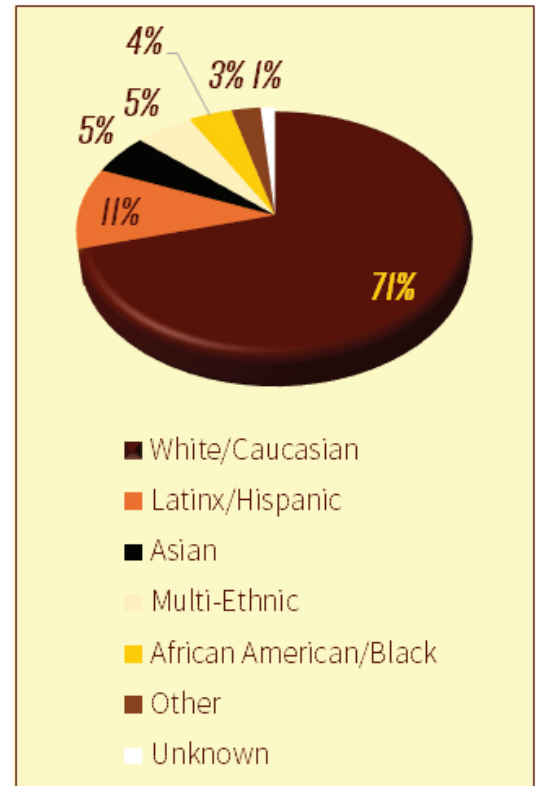
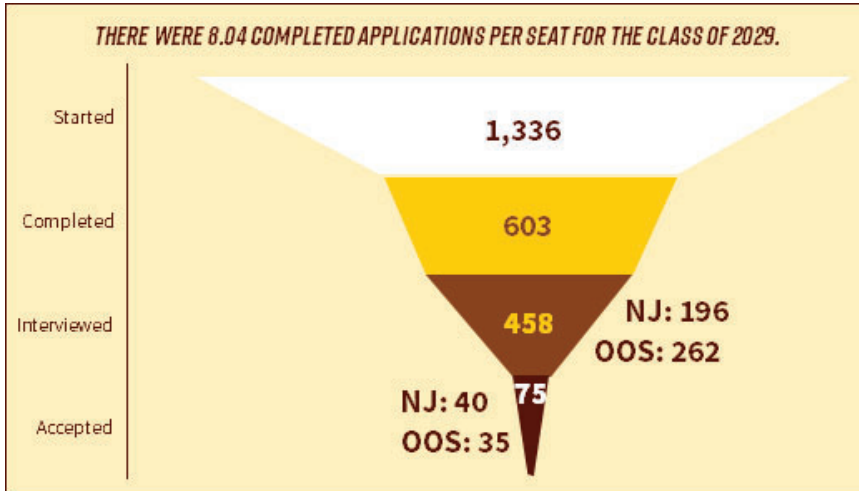


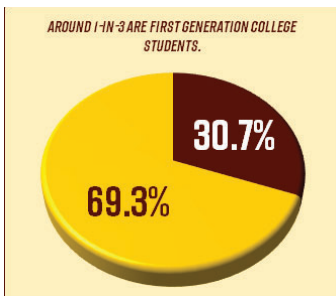
# SHREIBER SCHOOL OF VETERINARY MEDICINE CLASS OF 2029 STATISTICS

The Class of 2029 is the historic inaugural cohort for New Jersey's first veterinary school. Forty-three percent of interviewees were residents of New Jersey and the final class includes fifty-five percent NJ residents. Eventually, a class of approximately ninety will be admitted annually.

## FROM APPLICANTS TO STUDENTS



## FIRST GENERATION, GPA AND AGE INFORMATION




Almost a third of the Class of 2029 (twenty three in total) includes first generation college students.

**ROWAN UNIVERSITY VETERINARY STUDENTS' AVERAGE GPA WAS 3.632 WITH A RANGE OF 3.011 TO 4.000.**

**THE AVERAGE AGE OF STUDENTS AT MATRICULATION WAS 24.3 WITH A RANGE OF NINETEEN TO THIRTY-NINE.**

## CLASS MAKEUP



15 MALE

60 FEMALE

With eighty percent of the class female, there are four female students to every male.

## UNIVERSITIES ATTENDED

Every student completed at least a Bachelor's Degree before arriving at the Shreiber School of Veterinary Medicine. Sixty seven earned a Bachelor's Degree while eight earned a Master's Degree. Ninety-one percent (sixty eight students) earned a Bachelor of Science Degree vs. a Bachelor of Arts.

| Institution              | Bachelors | Masters | Institution               | Bachelors | Masters | Institution               | Bachelors | Masters |
|--------------------------|-----------|---------|---------------------------|-----------|---------|---------------------------|-----------|---------|
| Rutgers University       | 7         | 1       | NC State                  | 1         |         | Ramapo College of NJ      | 1         |         |
| Delaware County College  | 5         |         | North Georgia College     | 1         |         | Kansas State University   | 1         |         |
| Rowan University         | 4         | 1       | Hunter College            | 1         |         | University of Vermont     | 1         |         |
| University of Delaware   | 3         | 1       | Washington State          | 1         |         | Ohio State University     | 1         |         |
| Centenary University     | 3         |         | University of Wisconsin   | 1         |         | Colorado State University | 1         |         |
| University of Maryland   | 3         |         | Coastal Carolina          | 1         |         | University of SC          | 1         |         |
| NJ Inst. of Technology   | 2         |         | Purdue University         | 1         |         | Daemen University         | 1         |         |
| Stockton University      | 2         | 1       | Michigan State            | 1         |         | University of Penn.       | 1         |         |
| DE College University    | 2         |         | Saint Joseph's University | 1         |         | University of Florida     | 1         |         |
| Scranton College         | 1         |         | Oakland City University   | 1         |         | University of Pittsburgh  | 1         |         |
| Montclair St. University | 1         |         | Franklin and Marshall     | 1         |         | Penn State                | 1         |         |
| Marywood University      | 1         |         | Clemson University        | 1         |         | CUNY Baruch               | 1         |         |
| Liberty College          | 1         | 1       | Earlham College           | 1         |         | Wesley College            | 1         |         |
| Aquinas College          | 1         |         | Texas Tech                | 1         |         | University of Texas       |           | 1       |
| Rider University         | 1         |         | Washington College        | 1         |         | Case Western              | 1         | 1       |
| Rodger Williams Uni.     | 1         |         | Virginia Wesleyan         | 1         |         | Albany Medical College    |           | 1       |
| Wilmington College       | 1         |         |                           |           |         |                           |           |         |

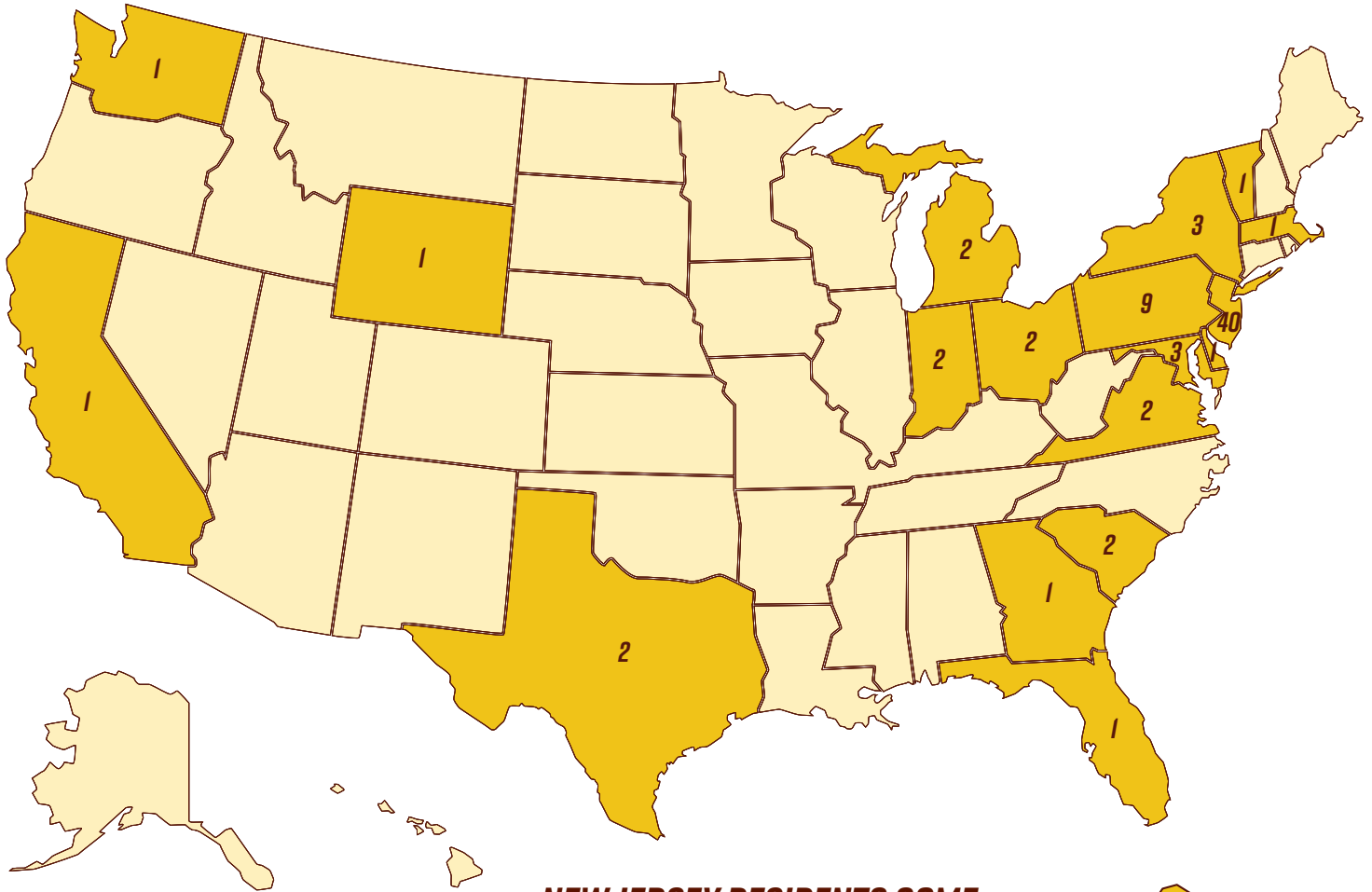
# SHREIBER SCHOOL OF VETERINARY MEDICINE CLASS OF 2029 STATISTICS

The Class of 2029 comes from eighteen different states. While the majority are New Jersey residents, students hail from every corner of the nation including Washington, Texas, Florida, Michigan and Vermont.



SHREIBER SCHOOL OF VETERINARY MEDICINE

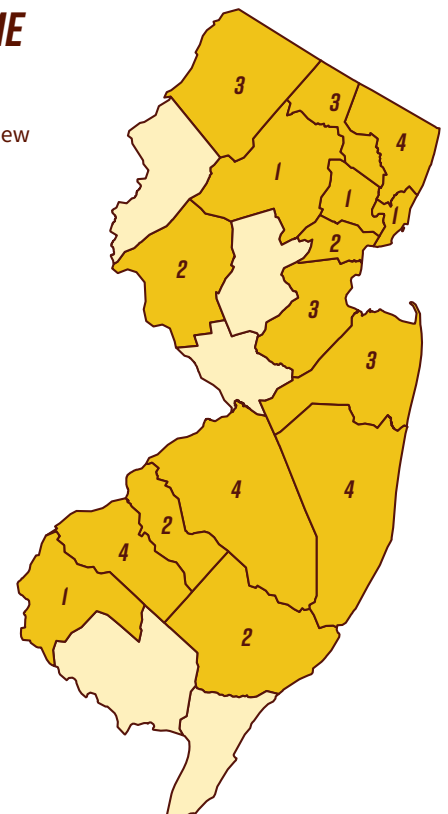
## STATES STUDENTS CALL HOME



## NEW JERSEY RESIDENTS COME FROM ACROSS THE STATE

New Jersey residents come from sixteen of New Jersey's twenty-one counties.

| NJ County  | Number of Students |
|------------|--------------------|
| Gloucester | 4                  |
| Burlington | 4                  |
| Ocean      | 4                  |
| Bergen     | 4                  |
| Monmouth   | 3                  |
| Middlesex  | 3                  |
| Passaic    | 3                  |
| Sussex     | 3                  |
| Camden     | 2                  |
| Atlantic   | 2                  |
| Hunterdon  | 2                  |
| Union      | 2                  |
| Salem      | 1                  |
| Essex      | 1                  |
| Hudson     | 1                  |
| Morris     | 1                  |



| State          | Number of Students |
|----------------|--------------------|
| New Jersey     | 40                 |
| Pennsylvania   | 9                  |
| Maryland       | 3                  |
| New York       | 3                  |
| Virginia       | 2                  |
| Ohio           | 2                  |
| Michigan       | 2                  |
| South Carolina | 2                  |
| Indiana        | 2                  |
| Texas          | 2                  |
| Delaware       | 1                  |
| Massachusetts  | 1                  |
| Vermont        | 1                  |
| Georgia        | 1                  |
| Florida        | 1                  |
| Wyoming        | 1                  |
| California     | 1                  |
| Washington     | 1                  |